



Sign-in Web Page: <https://powerschool.lssd.ca>

The *Lord Selkirk School Division PowerSchool Portal (LSSD PS Portal)* provides parents/guardians and students with secure access to “real-time” student attendance, student assessment, timetable schedule, school bus information, school contact information and school bulletins.

Who has access?

- Students in grade 4 to grade 12 have access
- Parents/guardians of Kindergarten to grade 12 students have access until student reaches the age of 18.

Student access:

Students should not create a new account. Instead, they should sign into their account by going to <https://powerschool.lssd.ca> and enter their existing school network username and password.

Parent/guardian access – letter will be provided:

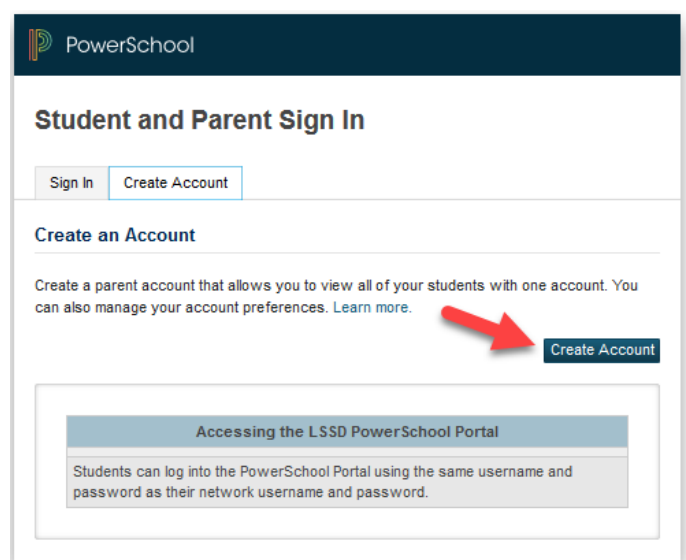
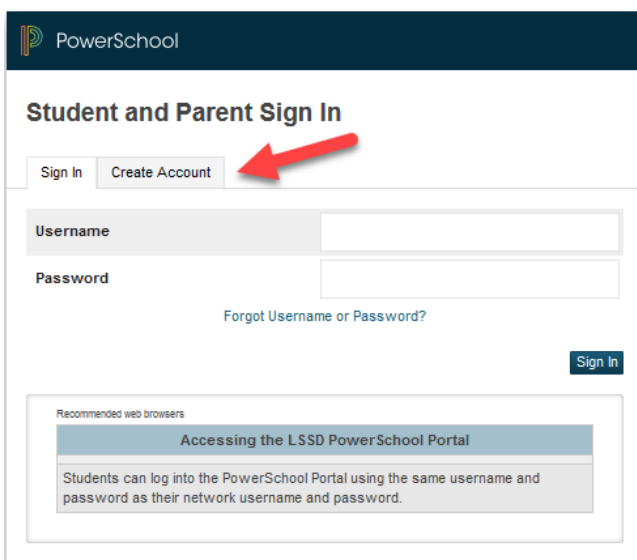
To access your child’s information, you will first need a letter from your child’s school that includes a unique Access ID and password. Once you have the unique Access ID and password, proceed to <https://powerschool.lssd.ca> and begin the *Create an Account* process.


Note: If you already have a parent/guardian account and you just need to add another student to it, please see the *Frequently Asked Questions* section in this handout.

Creating a Parent/Guardian Account

Once you have the letter that has your child’s unique Access ID/Password then:

- Point your web browser to <https://powerschool.lssd.ca>
- Click the Create Account tab
- Click the Create Account **Create Account** button.



- Enter your First Name, Last Name and Email address
- Enter a username
- Enter a password (see password requirements on form).
- Enter one or more children’s First Name, Access ID and Access Password
- Select a Relationship category from the available drop-down list box
- Click  button.
- If you are successful, you can now log into the *LSSD PS Portal* with the username and password you set up.
- After signing in, you will may add additional children to your account if applicable. See below for more information.

Frequently Asked Questions

How do I get an Access ID and Access Password?

Your child’s school will provide you with a letter that includes the Access ID and Password. For security reasons, the school office staff is unable to provide Access IDs and/or Passwords over the phone or via Email.

Who can see my child’s information?

The only way to connect a child’s information to a parent/guardian account is with the child’s access code and password.

What information will students and parents/guardians see?

Students and parents/guardians will have access to real-time course attendance history, student assessment, timetable schedule, school bus information, school contact information and school bulletins.

I already have a parent/guardian account. How can I add additional children to it?

Sign into the *LSSD PS Portal* and click the *Account Preferences* link. From there, click on the *Students* tab. You will see an “Add” button. Click this button and add additional children. You will need a unique Access ID code for each child you add.

I forgot my password! What do I do?

Click the “Forgot Username or Password?” link and follow the on-screen instructions

Can more than one parent/guardian account be connected to the same student?

Yes, providing you use a different Email address and username for each account.

How do I change my account information?

Sign into the Portal and click the *Account Preferences* button along the left side of the screen.

